

frT beldo User Guide

Foreskin Restoration Turkey (frT)




frT beldo is a restoration device that stretches the penis skin with the help of a rubber rope. A very flexible tension is achieved thanks to the rubber rope wrapped around the waist/leg like a belt.

– What's includes? –



**Softener
rubber**




Ring



Transparent holder



frT cone



Rubber rope


1. frT cone (1 piece)
2. Transparent holder (1 piece)
3. Rubber rope (1 piece)
 1. Rubber rope (1 piece)
 2. Carbine (1 adet)
4. Ring (1 piece)

5. Softener rubber (4 pieces)

– Parts of the device –

To understand how to use the device, you must have knowledge of the parts that make up the device.

Cone and Transparent holder



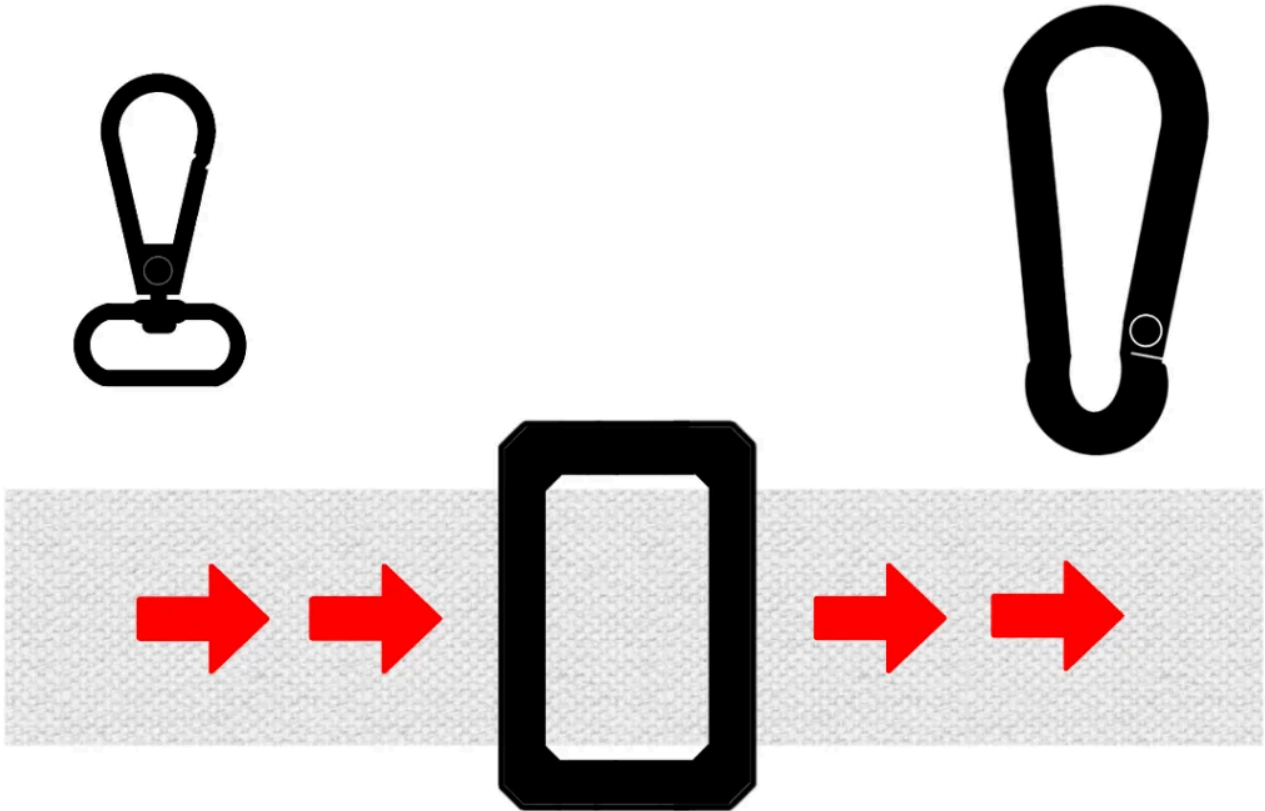
The cone is placed on the head of the penis. The function of the cone is to create the necessary surface to hold the penis skin in place. When the penis skin is held in place, it is ready for stretching.

The outer surface of the cone that is placed on the head of the penis is covered with penis skin. The penis skin is manually peeled off and brought up to the cone. Then, the transparent holder is lowered onto the skin and thus the penis skin is fixed. The penis skin

that is fixed between the cone and the transparent holder is now ready for tension application.

Rubber rope

The two most common uses of the rubber rope are to wrap it around the waist or legs. One end of the rubber rope is attached to the ring attached to the cone. The other end is wrapped around the body and then attached to the ring. The skin of the penis is stretched by the tension of the rubber rope wrapped around the body.

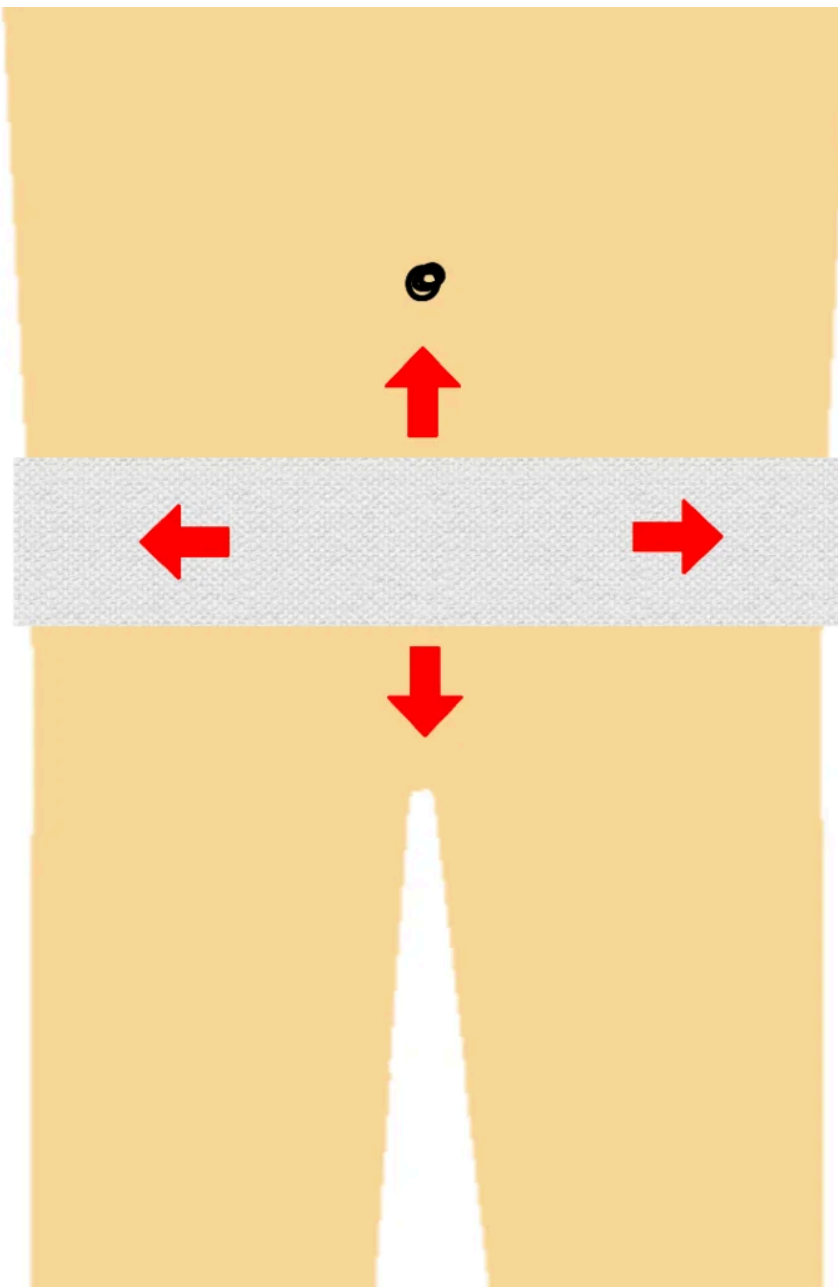


Adjusting the tension

Cihazın penis derisine uyguladığı gerginliği ayarlamanın iki yolu vardır.

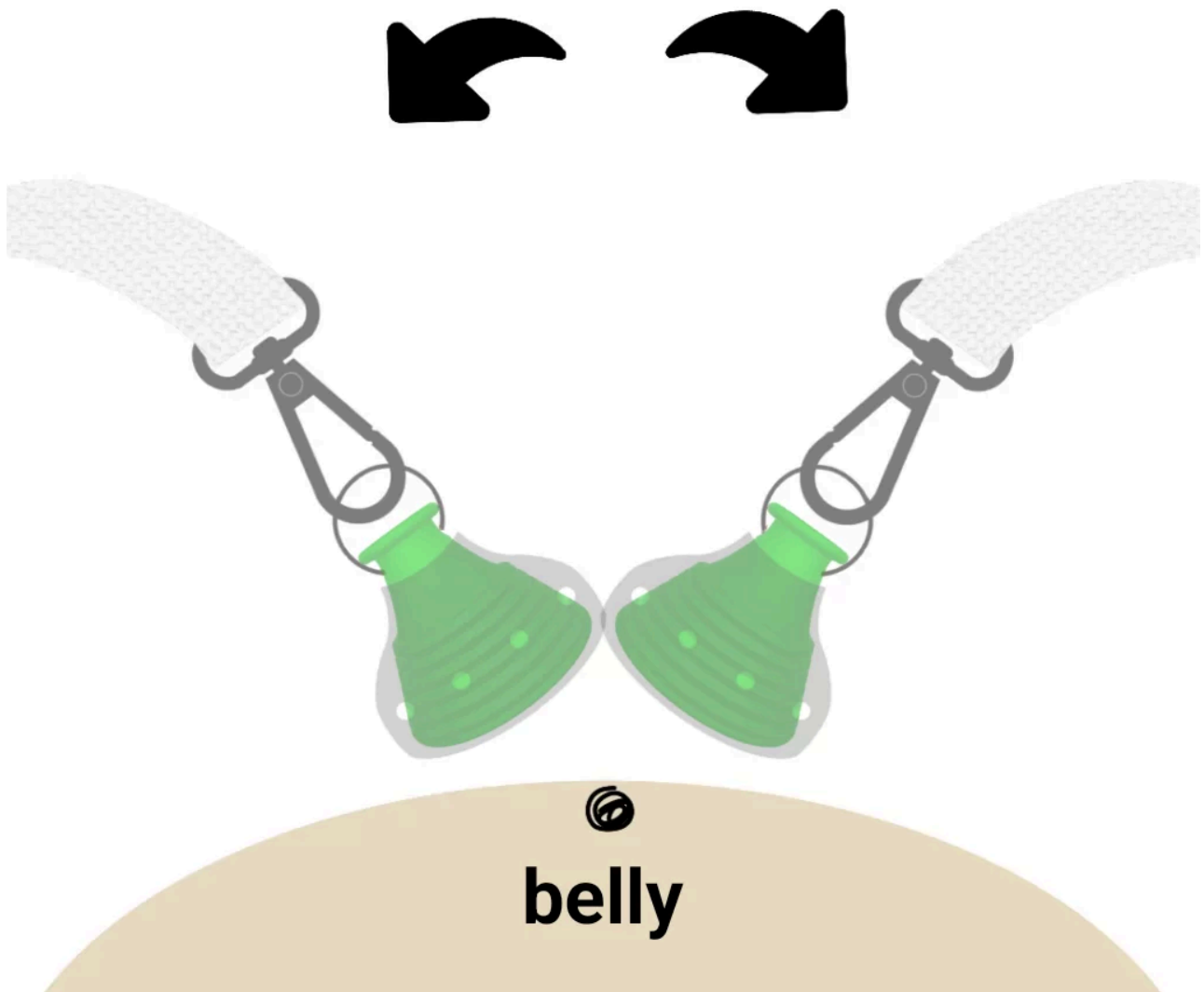
1. Lengthening/shortening the rubber rope
2. Sliding the rubber rope

It is possible to adjust the tension of the rubber rope. It is possible to increase or shorten the length of the rope by using the belt adjustment buckle on the rope. In this way, it is possible to increase or decrease the tension.



The tension can also be adjusted by sliding the rubber rope. As shown in the image, while the rope is wrapped around the body, it is possible to increase or decrease the tension by sliding the rope up or down.

Tilting the penis to the right or left



The direction in which the rubber rope is wrapped around the body is important. Because the direction in which the rope is wrapped, less tension is applied to that side of the penis skin. This difference in tension applied to both sides of the penis skin depending on the direction in which the rubber rope is wrapped is not significant. However, in order to balance this difference, the rubber rope can preferably be wrapped around the body in different directions.

For example, if you are going to use it for 4 hours a day, you can turn the penis to the right for 2 hours and wrap the rubber rope around the body, and for the remaining 2 hours, you can turn the penis to the left and wrap the rubber rope around the body. In this way, the tension applied to both sides of the penis skin is balanced with each other.


Softening rubbers

Softening rubbers are usually used in the beginning. While the beldo device is attached, the cone is in contact with the glans penis. Pain may be felt until the glans penis gets used

to this contact and starts to tolerate it. It takes time for the glans penis to get used to being in contact with the cone. Therefore, during this process, softening rubbers can be used until the glans penis gets used to the cone.

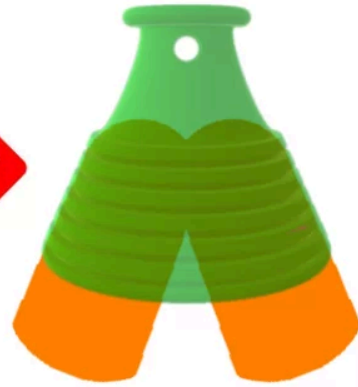
View from below

4'S PLACEMENT




Inside


view



2's placement



Single placement



Softening rubbers can be used in different quantities and placements depending on the need. Some examples of the placement of softening rubbers on the cone are seen in the image.

– **Cleaning and Maintenance** –

The parts that need to be cleaned regularly in the frT beldo device are the cone and the transparent holder. Because these parts are actively in contact with the penis during use of the device. Therefore, oil and dirt residues on the penis skin contaminate these parts over time. Especially the transparent holder can lose its grip over time due to dirt. Therefore, it must be cleaned regularly to maintain its function.

You can use water up to 40° max when cleaning these two parts.

It is recommended to hand wash the rubber rope at 30°C or wipe it with a damp cloth. You can use a damp cloth to clean the device. You can also clean it under warm water with hand soap.

The frT beldo User Guide v1.1